

Signify Classified - Internal
Cooper Lighting Solutions Photometric Lab
1121 Highway 74 South
Peachtree City, GA 30269



Scaled data based on original data using
LM-79-08 Approved Method: Electrical and Photometric Measurements of Solid-
State Lighting Products

Test Report Prepared for
Cooper Lighting Solutions
(formerly Eaton)

Brand: McGRAW-EDISON

Report Number: P1436940

Luminaire Tested: **GALN-SB5D-727-U-T2LG-HSS**

Issue Date: 03/27/202

This test was performed under the Supervised Manufacturer's Testing Program. The results of this test have not been influenced by sources from within Cooper Lighting Solutions or from external interests.

Report Generated By 670245763



Test Information

Test Method: LM-79-08
 Report Number: P1436940
 Test Lab: INNOVATION CENTER(G1)
 Issue Date: 03/27/202
 Manufacturer: COOPER LIGHTING SOLUTIONS (FORMERLY EATON)
 Product Line: McGRAW-EDISON
 Catalog Number: GALN-SB5D-727-U-T2LG-HSS
 Description: GALLEON II AREA AND ROADWAY HIGH DENSITY LUMINAIRE 900mA 5xLight Square PACKAGE 70CRI 2700K FIXTURE w/ TYPE II LOW GLARE WITH HOUSE SIDE SHIELD
 Light Source: (130) 2700K CCT, 70 CRI LEDS
 Ballast/Driver: ELECTRONIC DRIVER
 Luminaire Equipment:

| <u>Sample No.</u> | <u>Condition</u> | <u>Description</u> |
|-------------------|------------------|--------------------|
| a | good | reflector |
| b | good | lens |
| c | good | housing |
| d | good | cord |

Summary

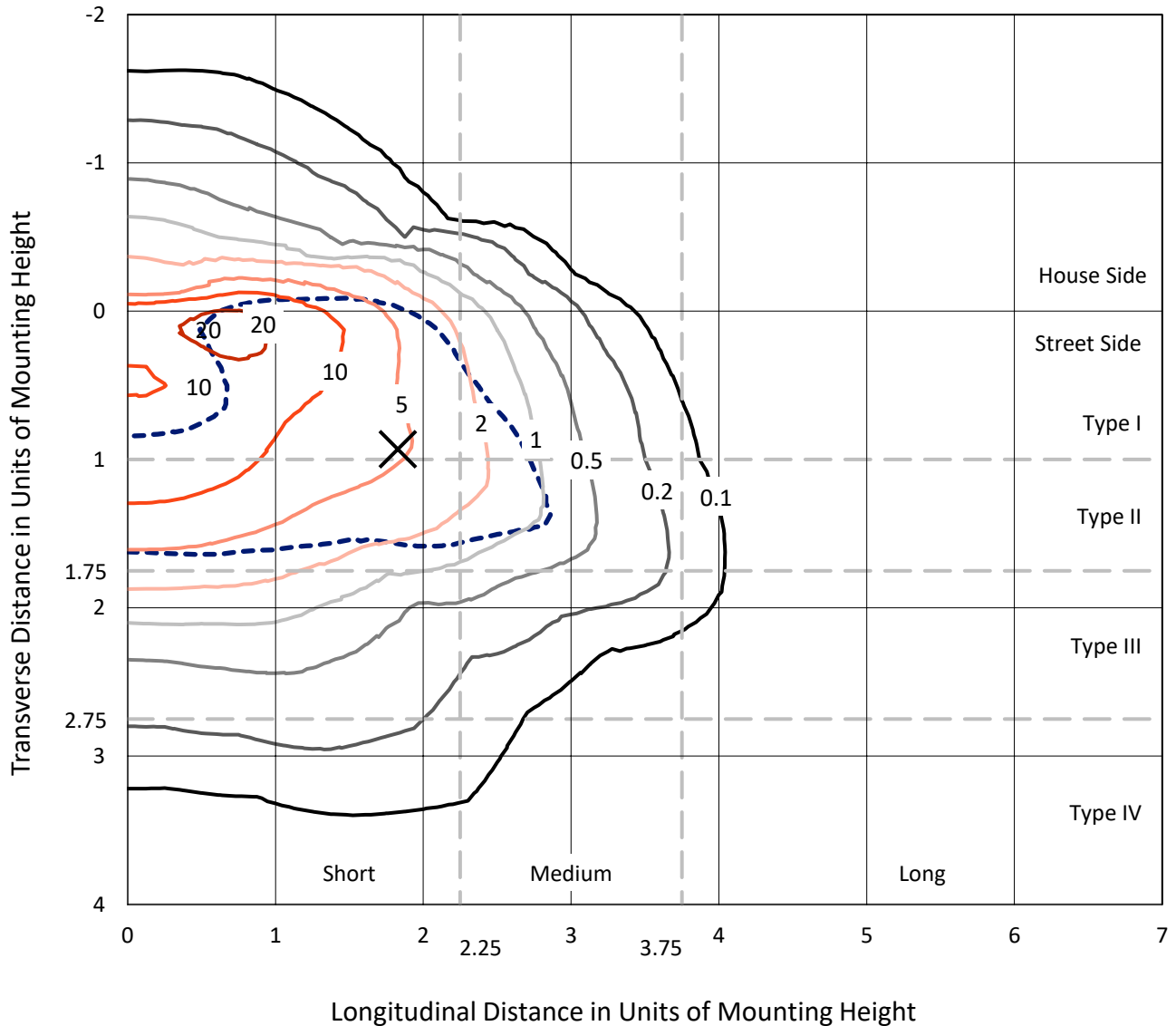
Lumens per Lamp: N/A
 Luminaire Lumens: 34547.2 lumens
 Efficiency: N/A
 Efficacy: 94.7 lumens/watt
 Luminous Opening: Rectangular (W 1.5' x L: 1' x H: 0')
 IES Classification: Type II - Short
 BUG Rating: B3 - U0 - G4

 Input Watts (W): 364.9
 Input Voltage (V): 120
 Input Current (Ain): NR
 Voltage Rise (V): NR
 Power Factor: 0.97
 Total Harmonic Distortion (THDi): NR
 Frequency (hertz): 60
 Stabilization Time: NR
 Operation Time: NR
 Ambient Temperature (°C): NR
 Test Distance: 28.75 FT

REPORT NUMBER: P1436940
 CATALOG NUMBER: GALN-SB5D-727-U-T2LG-HSS

Iso-Footcandle Lines of Horizontal Illumination

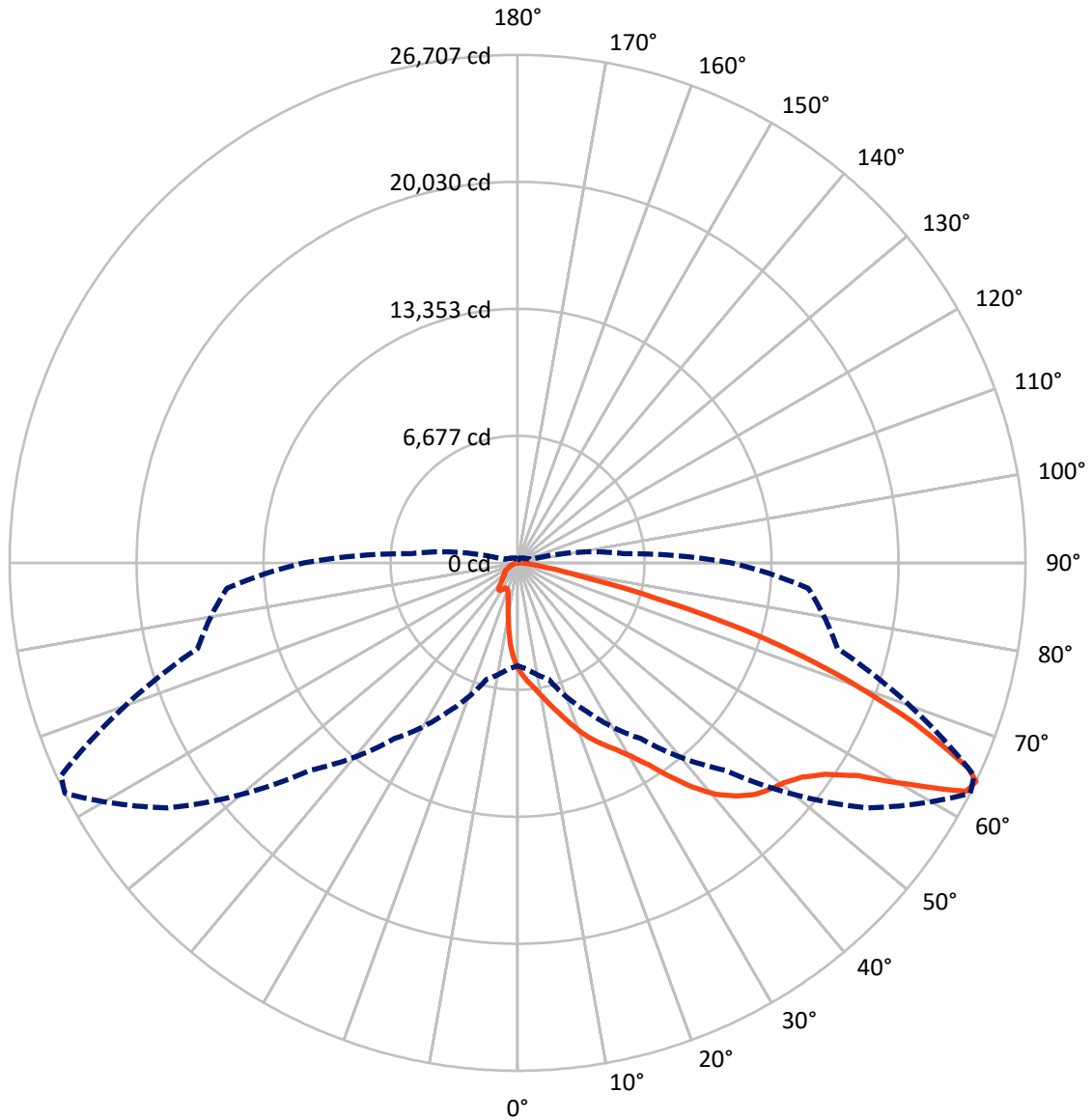
✕ Max cd
 - - - 1/2 Max cd



Based on 20 foot mounting height. Maximum calculated value = 24.8 fc
 Type II - Short - N/A

REPORT NUMBER: P1436940
CATALOG NUMBER: GALN-SB5D-727-U-T2LG-HSS

Luminous Intensity Polar Plot



— Vertical Plane Through 63-Deg Lateral - - - Horizontal Cone Through 64-Deg Vertical

REPORT NUMBER: P1436940
 CATALOG NUMBER: GALN-SB5D-727-U-T2LG-HSS

FLUX DISTRIBUTION:

| | | Downward | Upward | Total |
|--------------------|-----------|----------|--------|---------|
| House Side | Lumens | 4099.6 | 0.0 | 4099.6 |
| | % Fixture | 11.9 | 0.0 | 11.9 |
| Street Side | Lumens | 30447.6 | 0.0 | 30447.6 |
| | % Fixture | 88.1 | 0.0 | 88.1 |
| Total | Lumens | 34547.2 | 0.0 | 34547.2 |
| | % Fixture | 100.0 | 0.0 | 100.0 |

Coefficient of Utilization

ZONAL LUMENS:

| Zone | Lumens | % Fixture |
|-----------|---------|-----------|
| 0°-10° | 470.4 | 1.4 |
| 10°-20° | 1321.8 | 3.8 |
| 20°-30° | 2354.2 | 6.8 |
| 30°-40° | 4496.6 | 13.0 |
| 40°-50° | 7453.4 | 21.6 |
| 50°-60° | 9290.6 | 26.9 |
| 60°-70° | 6927.7 | 20.1 |
| 70°-80° | 1986.9 | 5.8 |
| 80°-90° | 245.7 | 0.7 |
| 90°-100° | 0.0 | 0.0 |
| 100°-110° | 0.0 | 0.0 |
| 110°-120° | 0.0 | 0.0 |
| 120°-130° | 0.0 | 0.0 |
| 130°-140° | 0.0 | 0.0 |
| 140°-150° | 0.0 | 0.0 |
| 150°-160° | 0.0 | 0.0 |
| 160°-170° | 0.0 | 0.0 |
| 170°-180° | 0.0 | 0.0 |
| 0°-90° | 34547.2 | 100.0 |
| 0°-180° | 34547.2 | 100.0 |

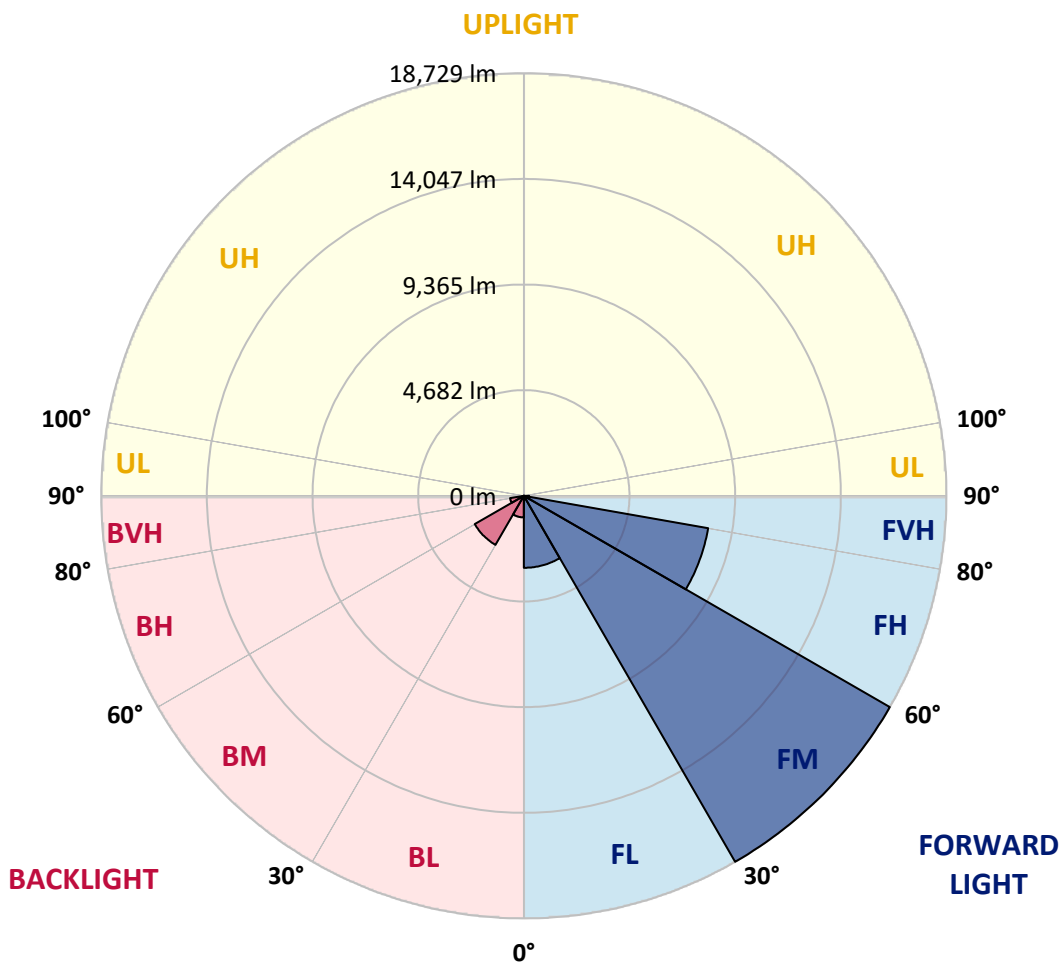


REPORT NUMBER: P1436940
 CATALOG NUMBER: GALN-SB5D-727-U-T2LG-HSS

LUMINAIRE CLASSIFICATION SYSTEM LUMEN TABLE AND BUG RATING:

| Zone | | Lumens | % Fixture | Zone Rating/Lumen Limit | | |
|------|-------------|---------|-----------|-------------------------|------|----------|
| | | | | B | U | G |
| FL | (0°-30°) | 3190.0 | 9.2 | | | |
| FM | (30°-60°) | 18729.5 | 54.2 | | | |
| FH | (60°-80°) | 8294.5 | 24.0 | | | G4/12000 |
| FVH | (80°-90°) | 233.6 | 0.7 | | | G3/500 |
| BL | (0°-30°) | 956.5 | 2.8 | B2/1000 | | |
| BM | (30°-60°) | 2511.1 | 7.3 | B3/5000 | | |
| BH | (60°-80°) | 620.0 | 1.8 | B2/1000 | | G2/1000 |
| BVH | (80°-90°) | 12.1 | 0.0 | | | G1/100 |
| UL | (90°-100°) | 0.0 | 0.0 | | U0/0 | |
| UH | (100°-180°) | 0.0 | 0.0 | | U0/0 | |

BUG Rating: B3-U0-G4
 Type II Short





REPORT NUMBER: P1436940

CATALOG NUMBER: GALN-SB5D-727-U-T2LG-HSS

CANDELA DISTRIBUTION (FULL):

| | 0° | 5° | 15° | 25° | 35° | 45° | 55° | 63° | 65° | 75° | 85° |
|-------|---------|---------|---------|---------|---------|---------|---------|---------|---------|---------|---------|
| 0° | 5585.9 | 5585.9 | 5585.9 | 5585.9 | 5585.9 | 5585.9 | 5585.9 | 5585.9 | 5585.9 | 5585.9 | 5585.9 |
| 2.5° | 6259.5 | 6238.8 | 6218.0 | 6186.9 | 6145.5 | 6104.0 | 6052.2 | 5979.7 | 5948.6 | 5845.0 | 5720.6 |
| 5° | 6580.8 | 6580.8 | 6570.4 | 6549.7 | 6528.9 | 6487.5 | 6425.3 | 6332.0 | 6290.6 | 6145.5 | 5927.9 |
| 7.5° | 6663.7 | 6674.0 | 6705.1 | 6746.6 | 6808.8 | 6798.4 | 6798.4 | 6694.8 | 6674.0 | 6518.6 | 6228.4 |
| 10° | 6518.6 | 6528.9 | 6611.8 | 6725.8 | 6912.4 | 7088.6 | 7212.9 | 7150.7 | 7119.7 | 6964.2 | 6601.5 |
| 12.5° | 6311.3 | 6311.3 | 6446.0 | 6622.2 | 6912.4 | 7244.0 | 7606.7 | 7668.9 | 7679.3 | 7503.1 | 7067.8 |
| 15° | 5772.4 | 5793.1 | 6010.8 | 6363.1 | 6839.8 | 7358.0 | 7969.5 | 8207.8 | 8270.0 | 8156.0 | 7637.8 |
| 17.5° | 5057.3 | 5078.1 | 5295.7 | 5772.4 | 6487.5 | 7358.0 | 8280.4 | 8829.6 | 8912.5 | 8933.2 | 8363.3 |
| 20° | 4756.8 | 4756.8 | 4881.2 | 5243.9 | 5990.0 | 7161.1 | 8466.9 | 9492.9 | 9679.4 | 9907.4 | 9161.2 |
| 22.5° | 4798.3 | 4798.3 | 4870.8 | 5078.1 | 5679.1 | 6891.7 | 8580.9 | 10083.6 | 10467.0 | 11047.4 | 10187.2 |
| 25° | 5026.2 | 5026.2 | 5088.4 | 5223.2 | 5710.2 | 6850.2 | 8798.5 | 10612.1 | 11223.6 | 12322.1 | 11358.3 |
| 27.5° | 5389.0 | 5378.6 | 5430.4 | 5565.1 | 6010.8 | 7047.1 | 9161.2 | 11140.6 | 11824.6 | 13752.2 | 12705.5 |
| 30° | 5917.5 | 5886.4 | 5907.1 | 6062.6 | 6497.8 | 7503.1 | 9689.8 | 11814.3 | 12508.6 | 15317.1 | 14197.9 |
| 32.5° | 7140.4 | 7130.0 | 6829.5 | 6746.6 | 7212.9 | 8238.9 | 10415.2 | 12653.7 | 13431.0 | 16975.2 | 15731.6 |
| 35° | 9347.8 | 9492.9 | 9068.0 | 7979.8 | 8073.1 | 9223.4 | 11451.6 | 13793.7 | 14508.8 | 18737.0 | 17400.1 |
| 37.5° | 11586.3 | 11586.3 | 11410.1 | 10125.0 | 9472.1 | 10311.6 | 12570.8 | 14964.7 | 15710.9 | 20156.8 | 19006.5 |
| 40° | 13358.4 | 13451.7 | 13244.4 | 12280.6 | 11430.8 | 11555.2 | 13690.0 | 15990.7 | 16674.7 | 21027.3 | 20146.4 |
| 42.5° | 14674.6 | 14653.8 | 14570.9 | 13938.8 | 13462.1 | 13182.2 | 14705.7 | 16757.6 | 17410.5 | 21473.0 | 20861.5 |
| 45° | 16094.4 | 16094.4 | 15980.4 | 15462.2 | 15068.4 | 14830.0 | 15462.2 | 17400.1 | 18084.1 | 21742.4 | 21307.1 |
| 47.5° | 17576.3 | 17555.6 | 17441.6 | 16871.6 | 16446.7 | 16094.4 | 16229.1 | 17814.7 | 18498.7 | 21566.2 | 21379.7 |
| 50° | 17939.0 | 17918.3 | 18177.4 | 18198.1 | 17814.7 | 17141.1 | 16840.5 | 18167.0 | 18768.1 | 21576.6 | 21607.7 |
| 52.5° | 17514.1 | 17638.5 | 18021.9 | 18488.3 | 18923.6 | 18218.8 | 17493.4 | 18726.7 | 19348.5 | 21866.8 | 22177.7 |
| 55° | 16457.1 | 16508.9 | 17244.7 | 17990.9 | 19006.5 | 19255.2 | 18540.1 | 19617.9 | 20167.2 | 22146.6 | 22685.5 |
| 57.5° | 14488.0 | 14684.9 | 15472.5 | 16768.0 | 18312.1 | 19348.5 | 20364.1 | 21110.2 | 21524.8 | 22260.6 | 22405.7 |
| 60° | 10933.4 | 11037.0 | 12747.0 | 14425.8 | 16871.6 | 18602.3 | 22063.7 | 23638.9 | 23587.1 | 20975.5 | 20447.0 |
| 62.5° | 6653.3 | 6746.6 | 7969.5 | 10632.8 | 13710.8 | 17047.8 | 22633.7 | 26468.1 | 26188.3 | 18809.6 | 17213.6 |
| 64° | 5420.1 | 5596.2 | 6352.8 | 8632.7 | 11275.4 | 15420.7 | 22467.8 | 26706.5 | 26488.8 | 17410.5 | 15337.8 |
| 65° | 4632.4 | 4870.8 | 5648.1 | 7492.7 | 9586.1 | 13669.3 | 22011.9 | 26043.2 | 25898.1 | 16560.7 | 13783.3 |
| 67.5° | 2912.1 | 3026.1 | 4176.4 | 5824.2 | 6601.5 | 8746.7 | 18923.6 | 22519.7 | 22778.7 | 14757.5 | 10166.5 |
| 70° | 2165.9 | 2217.8 | 2870.7 | 4508.1 | 5150.6 | 5088.4 | 12995.7 | 18239.6 | 18301.8 | 11803.9 | 6135.1 |
| 72.5° | 1575.2 | 1585.6 | 2010.5 | 3337.0 | 4031.4 | 3471.7 | 6850.2 | 13555.3 | 13109.7 | 6912.4 | 3347.4 |
| 75° | 1046.7 | 1088.2 | 1409.4 | 2352.5 | 3140.1 | 2549.4 | 3119.4 | 7720.7 | 7586.0 | 3378.5 | 1917.2 |
| 77.5° | 766.9 | 777.3 | 953.4 | 1575.2 | 2466.5 | 1875.8 | 1886.1 | 3326.6 | 3430.3 | 2010.5 | 1212.5 |
| 80° | 435.3 | 456.0 | 621.8 | 963.8 | 1606.3 | 1285.1 | 1057.1 | 1606.3 | 1844.7 | 1368.0 | 808.3 |
| 82.5° | 259.1 | 279.8 | 445.6 | 632.2 | 1098.5 | 528.5 | 538.9 | 880.9 | 1098.5 | 984.5 | 435.3 |
| 85° | 155.5 | 165.8 | 279.8 | 342.0 | 652.9 | 352.4 | 196.9 | 435.3 | 570.0 | 580.4 | 238.4 |
| 87.5° | 103.6 | 103.6 | 155.5 | 145.1 | 186.5 | 165.8 | 82.9 | 114.0 | 145.1 | 196.9 | 93.3 |
| 90° | 0.0 | 0.0 | 0.0 | 0.0 | 0.0 | 0.0 | 0.0 | 0.0 | 0.0 | 0.0 | 0.0 |



REPORT NUMBER: P1436940

CATALOG NUMBER: GALN-SB5D-727-U-T2LG-HSS

CANDELA DISTRIBUTION (continued):

| | 90° | 95° | 105° | 115° | 125° | 135° | 145° | 155° | 165° | 175° | 180° |
|-------|---------|---------|--------|--------|--------|--------|--------|--------|--------|--------|--------|
| 0° | 5585.9 | 5585.9 | 5585.9 | 5585.9 | 5585.9 | 5585.9 | 5585.9 | 5585.9 | 5585.9 | 5585.9 | 5585.9 |
| 2.5° | 5617.0 | 5554.8 | 5368.2 | 5119.5 | 4891.5 | 4715.3 | 4497.7 | 4352.6 | 4217.9 | 4217.9 | 4103.9 |
| 5° | 5751.7 | 5585.9 | 5129.9 | 4559.9 | 3948.5 | 3368.1 | 2995.0 | 2580.5 | 2445.8 | 2331.8 | 2352.5 |
| 7.5° | 5979.7 | 5679.1 | 4870.8 | 3844.8 | 2870.7 | 2248.9 | 1834.3 | 1647.8 | 1564.9 | 1513.1 | 1523.4 |
| 10° | 6259.5 | 5845.0 | 4559.9 | 3119.4 | 2114.1 | 1647.8 | 1450.9 | 1378.3 | 1347.2 | 1336.9 | 1336.9 |
| 12.5° | 6642.9 | 6041.9 | 4249.0 | 2507.9 | 1668.5 | 1419.8 | 1316.2 | 1274.7 | 1243.6 | 1222.9 | 1222.9 |
| 15° | 7098.9 | 6290.6 | 3886.3 | 2062.3 | 1461.2 | 1305.8 | 1222.9 | 1181.4 | 1140.0 | 1129.6 | 1129.6 |
| 17.5° | 7679.3 | 6549.7 | 3565.0 | 1772.1 | 1357.6 | 1222.9 | 1140.0 | 1088.2 | 1057.1 | 1046.7 | 1046.7 |
| 20° | 8321.8 | 6870.9 | 3243.7 | 1606.3 | 1285.1 | 1140.0 | 1057.1 | 1015.6 | 984.5 | 963.8 | 974.2 |
| 22.5° | 9140.5 | 7275.1 | 3036.5 | 1523.4 | 1222.9 | 1067.4 | 984.5 | 943.1 | 912.0 | 891.3 | 901.6 |
| 25° | 10042.1 | 7782.9 | 2922.5 | 1523.4 | 1181.4 | 1015.6 | 922.3 | 880.9 | 849.8 | 829.1 | 829.1 |
| 27.5° | 11140.6 | 8352.9 | 2932.8 | 1585.6 | 1171.1 | 974.2 | 870.5 | 829.1 | 798.0 | 766.9 | 766.9 |
| 30° | 12353.2 | 9026.5 | 3046.8 | 1699.6 | 1191.8 | 932.7 | 829.1 | 766.9 | 746.2 | 715.1 | 715.1 |
| 32.5° | 13638.2 | 9803.8 | 3337.0 | 1844.7 | 1171.1 | 880.9 | 766.9 | 715.1 | 684.0 | 663.3 | 663.3 |
| 35° | 14995.8 | 10684.7 | 3699.7 | 1906.9 | 1067.4 | 808.3 | 715.1 | 663.3 | 642.5 | 632.2 | 621.8 |
| 37.5° | 16291.3 | 11451.6 | 3896.6 | 1782.5 | 932.7 | 746.2 | 652.9 | 601.1 | 590.7 | 570.0 | 570.0 |
| 40° | 17296.5 | 12083.7 | 3782.6 | 1523.4 | 860.2 | 684.0 | 601.1 | 549.3 | 528.5 | 507.8 | 507.8 |
| 42.5° | 17887.2 | 12311.7 | 3368.1 | 1295.4 | 808.3 | 621.8 | 549.3 | 497.4 | 476.7 | 466.4 | 466.4 |
| 45° | 18229.2 | 12280.6 | 2881.0 | 1160.7 | 756.5 | 570.0 | 497.4 | 466.4 | 435.3 | 424.9 | 414.5 |
| 47.5° | 18218.8 | 11959.4 | 2528.7 | 1046.7 | 704.7 | 528.5 | 466.4 | 435.3 | 404.2 | 393.8 | 393.8 |
| 50° | 18146.3 | 11482.6 | 2134.9 | 963.8 | 663.3 | 497.4 | 435.3 | 414.5 | 383.4 | 373.1 | 362.7 |
| 52.5° | 18322.5 | 11213.2 | 1782.5 | 912.0 | 611.4 | 476.7 | 424.9 | 393.8 | 352.4 | 342.0 | 342.0 |
| 55° | 18540.1 | 11057.7 | 1430.1 | 860.2 | 570.0 | 466.4 | 404.2 | 373.1 | 331.6 | 321.3 | 321.3 |
| 57.5° | 17907.9 | 10467.0 | 1181.4 | 777.3 | 518.2 | 445.6 | 383.4 | 362.7 | 321.3 | 290.2 | 290.2 |
| 60° | 15918.2 | 8653.4 | 974.2 | 684.0 | 476.7 | 414.5 | 362.7 | 331.6 | 290.2 | 248.7 | 248.7 |
| 62.5° | 12943.9 | 6601.5 | 808.3 | 580.4 | 445.6 | 383.4 | 331.6 | 300.5 | 248.7 | 196.9 | 196.9 |
| 64° | 11244.3 | 5606.6 | 725.4 | 507.8 | 424.9 | 352.4 | 300.5 | 269.4 | 217.6 | 165.8 | 155.5 |
| 65° | 10083.6 | 4953.7 | 673.6 | 476.7 | 414.5 | 331.6 | 290.2 | 259.1 | 196.9 | 155.5 | 145.1 |
| 67.5° | 7098.9 | 3326.6 | 538.9 | 393.8 | 362.7 | 279.8 | 248.7 | 217.6 | 176.2 | 134.7 | 124.4 |
| 70° | 4135.0 | 1886.1 | 424.9 | 331.6 | 279.8 | 217.6 | 207.3 | 196.9 | 155.5 | 103.6 | 103.6 |
| 72.5° | 2248.9 | 943.1 | 321.3 | 269.4 | 217.6 | 155.5 | 176.2 | 155.5 | 124.4 | 82.9 | 72.5 |
| 75° | 1378.3 | 580.4 | 238.4 | 196.9 | 145.1 | 114.0 | 134.7 | 114.0 | 72.5 | 51.8 | 41.5 |
| 77.5° | 922.3 | 373.1 | 176.2 | 134.7 | 93.3 | 72.5 | 93.3 | 62.2 | 31.1 | 10.4 | 10.4 |
| 80° | 570.0 | 259.1 | 114.0 | 82.9 | 51.8 | 31.1 | 20.7 | 10.4 | 10.4 | 0.0 | 0.0 |
| 82.5° | 248.7 | 165.8 | 62.2 | 41.5 | 20.7 | 10.4 | 10.4 | 0.0 | 0.0 | 0.0 | 0.0 |
| 85° | 134.7 | 51.8 | 20.7 | 10.4 | 0.0 | 0.0 | 0.0 | 0.0 | 0.0 | 0.0 | 0.0 |
| 87.5° | 41.5 | 20.7 | 10.4 | 0.0 | 0.0 | 0.0 | 0.0 | 0.0 | 0.0 | 0.0 | 0.0 |
| 90° | 0.0 | 0.0 | 0.0 | 0.0 | 0.0 | 0.0 | 0.0 | 0.0 | 0.0 | 0.0 | 0.0 |

Cooper Lighting Solutions Photometric Lab
1121 Highway 74 South
Peachtree City, GA 30269



LM-79-2019: Approved Method: Electrical and Photometric Measurements of Solid-State Lighting Products

Report Prepared for

Cooper Lighting Solutions

McGraw-Edison

Report Number: SP1-2407-184-3

Test Date: 10/09/2024

Luminaire Tested: GSS-SB1A-727-U-5WQ

Data in this report applies to families of products including GSS-SB1A-727-U-5WQ

Test Information

Test Method: LM-79-2019
 Report Number: SP1-2407-184-3
 Test Lab: COOPER LIGHTING SOLUTIONS
 Photometer: SP1 - 76IN SPHERE
 Measurement Geometry: 4π
 Issue Date: 10/15/2024
 Manufacturer: COOPER LIGHTING SOLUTIONS
 Product Line: McGraw-Edison
 Catalog Number: **GSS-SB1A-727-U-5WQ**
 Description: GALLEON II SITE SLIM 1SQ 350MA 5WQ HIGH DENSITY LIGHTSQUARE WITH 70 CRI 2700K CCT 26 LEDS

Spectral Parameters

CCT (K): 2672
 CIE u': 0.2638
 CIE v': 0.5276
 Duv: -0.0002
 CIE x: 0.4619
 CIE y: 0.4106
 CIE z: 0.1275
 Peak Wavelength (nm): 601
 Dominant Wavelength (nm): 584
 Purity: 61.88407
 Rf: 67.9
 Rg: 98.6

| | | | |
|-----------|------|------|-------|
| CRI (Ra): | 71.1 | | |
| R1: | 68.3 | R9: | -27.8 |
| R2: | 79.8 | R10: | 54.4 |
| R3: | 91.2 | R11: | 65.8 |
| R4: | 69.4 | R12: | 45.6 |
| R5: | 66.5 | R13: | 69.8 |
| R6: | 72.6 | R14: | 94.5 |
| R7: | 77.0 | R15: | 60.1 |
| R8: | 44.1 | | |



Test Conditions

Stabilization Time: 21M
 Operation Time: 1H 21M
 Sphere Temperature (°C): 25.2

REPORT NUMBER: SP1-2407-184-3

| Measurement and Test Equipment | | | |
|--------------------------------|-----------------------|------------------|----------------------|
| Instrument | Identification Number | Calibration Date | Calibration Due Date |
| Photometer | IN0058 | 6/18/2024 | 12/18/2024 |
| Power Meter | INXT2011004 | 2/8/2024 | 2/8/2025 |
| AC Power Source | IN0063 | 10/24/2023 | 10/24/2024 |
| DC Power Source | IN0208 | 10/24/2023 | 10/24/2024 |
| Sphere Thermometer | IN0085 | 10/24/2023 | 10/24/2024 |
| Room Thermometer | IN0046 | 10/24/2023 | 10/24/2024 |

REPORT NUMBER: SP1-2407-184-3

CIE 1931 Chromaticity Diagram



CIE 1931 Chromaticity Diagram with 2017 ANSI 7-Step and 4-Step Quadrangles



CCT = 2672K
 CIE x = 0.4619
 CIE y = 0.4106
 Duv = -0.0002

Point lies inside the ANSI 2700K 4-step quadrangle

REPORT NUMBER: SP1-2407-184-3

Photopic Flux vs. Wavelength



Photopic Lumens: NR

| λ (nm) | Power W [^] /nm | Lumens (φ/nm) | λ (nm) | Power W [^] /nm | Lumens (φ/nm) | λ (nm) | Power W [^] /nm | Lumens (φ/nm) | λ (nm) | Power W [^] /nm | Lumens (φ/nm) | λ (nm) | Power W [^] /nm | Lumens (φ/nm) |
|--------|--------------------------|---------------|--------|--------------------------|---------------|--------|--------------------------|---------------|--------|--------------------------|---------------|--------|--------------------------|---------------|
| 360 | 0 | NR | 490 | 52 | NR | 620 | 888 | NR | 750 | 27 | NR | 880 | 1 | NR |
| 365 | 0 | NR | 495 | 87 | NR | 625 | 834 | NR | 755 | 23 | NR | 885 | 1 | NR |
| 370 | 0 | NR | 500 | 135 | NR | 630 | 776 | NR | 760 | 20 | NR | 890 | 1 | NR |
| 375 | 0 | NR | 505 | 196 | NR | 635 | 712 | NR | 765 | 17 | NR | 895 | 0 | NR |
| 380 | 0 | NR | 510 | 258 | NR | 640 | 648 | NR | 770 | 15 | NR | 900 | 0 | NR |
| 385 | 1 | NR | 515 | 317 | NR | 645 | 583 | NR | 775 | 12 | NR | 905 | 0 | NR |
| 390 | 2 | NR | 520 | 368 | NR | 650 | 523 | NR | 780 | 11 | NR | 910 | 0 | NR |
| 395 | 4 | NR | 525 | 408 | NR | 655 | 465 | NR | 785 | 9 | NR | 915 | 0 | NR |
| 400 | 6 | NR | 530 | 443 | NR | 660 | 410 | NR | 790 | 8 | NR | 920 | 0 | NR |
| 405 | 11 | NR | 535 | 473 | NR | 665 | 360 | NR | 795 | 7 | NR | 925 | 0 | NR |
| 410 | 23 | NR | 540 | 498 | NR | 670 | 313 | NR | 800 | 6 | NR | 930 | 0 | NR |
| 415 | 51 | NR | 545 | 530 | NR | 675 | 272 | NR | 805 | 5 | NR | 935 | 0 | NR |
| 420 | 111 | NR | 550 | 563 | NR | 680 | 236 | NR | 810 | 4 | NR | 940 | 0 | NR |
| 425 | 214 | NR | 555 | 605 | NR | 685 | 203 | NR | 815 | 4 | NR | 945 | 0 | NR |
| 430 | 339 | NR | 560 | 651 | NR | 690 | 175 | NR | 820 | 3 | NR | 950 | 0 | NR |
| 435 | 467 | NR | 565 | 705 | NR | 695 | 150 | NR | 825 | 3 | NR | 955 | 0 | NR |
| 440 | 535 | NR | 570 | 765 | NR | 700 | 128 | NR | 830 | 3 | NR | 960 | 0 | NR |
| 445 | 372 | NR | 575 | 824 | NR | 705 | 110 | NR | 835 | 2 | NR | 965 | 0 | NR |
| 450 | 160 | NR | 580 | 882 | NR | 710 | 94 | NR | 840 | 2 | NR | 970 | 0 | NR |
| 455 | 89 | NR | 585 | 930 | NR | 715 | 80 | NR | 845 | 2 | NR | 975 | 0 | NR |
| 460 | 53 | NR | 590 | 968 | NR | 720 | 69 | NR | 850 | 1 | NR | 980 | 0 | NR |
| 465 | 31 | NR | 595 | 991 | NR | 725 | 59 | NR | 855 | 1 | NR | 985 | 0 | NR |
| 470 | 23 | NR | 600 | 999 | NR | 730 | 50 | NR | 860 | 1 | NR | 990 | 0 | NR |
| 475 | 21 | NR | 605 | 992 | NR | 735 | 43 | NR | 865 | 1 | NR | 995 | 0 | NR |
| 480 | 23 | NR | 610 | 969 | NR | 740 | 36 | NR | 870 | 1 | NR | 1000 | 0 | NR |
| 485 | 32 | NR | 615 | 935 | NR | 745 | 31 | NR | 875 | 1 | NR | | | |

REPORT NUMBER: SP1-2407-184-3

Scotopic Flux vs. Wavelength



Scotopic Lumens: NR

S/P: 1.02

| λ (nm) | Power W [^] /nm | Lumens (φ/nm) | λ (nm) | Power W [^] /nm | Lumens (φ/nm) | λ (nm) | Power W [^] /nm | Lumens (φ/nm) | λ (nm) | Power W [^] /nm | Lumens (φ/nm) | λ (nm) | Power W [^] /nm | Lumens (φ/nm) |
|--------|--------------------------|---------------|--------|--------------------------|---------------|--------|--------------------------|---------------|--------|--------------------------|---------------|--------|--------------------------|---------------|
| 360 | 0 | NR | 490 | 52 | NR | 620 | 888 | NR | 750 | 27 | NR | 880 | 1 | NR |
| 365 | 0 | NR | 495 | 87 | NR | 625 | 834 | NR | 755 | 23 | NR | 885 | 1 | NR |
| 370 | 0 | NR | 500 | 135 | NR | 630 | 776 | NR | 760 | 20 | NR | 890 | 1 | NR |
| 375 | 0 | NR | 505 | 196 | NR | 635 | 712 | NR | 765 | 17 | NR | 895 | 0 | NR |
| 380 | 0 | NR | 510 | 258 | NR | 640 | 648 | NR | 770 | 15 | NR | 900 | 0 | NR |
| 385 | 1 | NR | 515 | 317 | NR | 645 | 583 | NR | 775 | 12 | NR | 905 | 0 | NR |
| 390 | 2 | NR | 520 | 368 | NR | 650 | 523 | NR | 780 | 11 | NR | 910 | 0 | NR |
| 395 | 4 | NR | 525 | 408 | NR | 655 | 465 | NR | 785 | 9 | NR | 915 | 0 | NR |
| 400 | 6 | NR | 530 | 443 | NR | 660 | 410 | NR | 790 | 8 | NR | 920 | 0 | NR |
| 405 | 11 | NR | 535 | 473 | NR | 665 | 360 | NR | 795 | 7 | NR | 925 | 0 | NR |
| 410 | 23 | NR | 540 | 498 | NR | 670 | 313 | NR | 800 | 6 | NR | 930 | 0 | NR |
| 415 | 51 | NR | 545 | 530 | NR | 675 | 272 | NR | 805 | 5 | NR | 935 | 0 | NR |
| 420 | 111 | NR | 550 | 563 | NR | 680 | 236 | NR | 810 | 4 | NR | 940 | 0 | NR |
| 425 | 214 | NR | 555 | 605 | NR | 685 | 203 | NR | 815 | 4 | NR | 945 | 0 | NR |
| 430 | 339 | NR | 560 | 651 | NR | 690 | 175 | NR | 820 | 3 | NR | 950 | 0 | NR |
| 435 | 467 | NR | 565 | 705 | NR | 695 | 150 | NR | 825 | 3 | NR | 955 | 0 | NR |
| 440 | 535 | NR | 570 | 765 | NR | 700 | 128 | NR | 830 | 3 | NR | 960 | 0 | NR |
| 445 | 372 | NR | 575 | 824 | NR | 705 | 110 | NR | 835 | 2 | NR | 965 | 0 | NR |
| 450 | 160 | NR | 580 | 882 | NR | 710 | 94 | NR | 840 | 2 | NR | 970 | 0 | NR |
| 455 | 89 | NR | 585 | 930 | NR | 715 | 80 | NR | 845 | 2 | NR | 975 | 0 | NR |
| 460 | 53 | NR | 590 | 968 | NR | 720 | 69 | NR | 850 | 1 | NR | 980 | 0 | NR |
| 465 | 31 | NR | 595 | 991 | NR | 725 | 59 | NR | 855 | 1 | NR | 985 | 0 | NR |
| 470 | 23 | NR | 600 | 999 | NR | 730 | 50 | NR | 860 | 1 | NR | 990 | 0 | NR |
| 475 | 21 | NR | 605 | 992 | NR | 735 | 43 | NR | 865 | 1 | NR | 995 | 0 | NR |
| 480 | 23 | NR | 610 | 969 | NR | 740 | 36 | NR | 870 | 1 | NR | 1000 | 0 | NR |
| 485 | 32 | NR | 615 | 935 | NR | 745 | 31 | NR | 875 | 1 | NR | | | |

REPORT NUMBER: SP1-2407-184-3

Melanopic Flux vs. Wavelength



Melanopic Lumens: NR

M/P: 1.71

| λ (nm) | Power W [^] /nm | Lumens (φ/nm) | λ (nm) | Power W [^] /nm | Lumens (φ/nm) | λ (nm) | Power W [^] /nm | Lumens (φ/nm) | λ (nm) | Power W [^] /nm | Lumens (φ/nm) | λ (nm) | Power W [^] /nm | Lumens (φ/nm) |
|--------|--------------------------|---------------|--------|--------------------------|---------------|--------|--------------------------|---------------|--------|--------------------------|---------------|--------|--------------------------|---------------|
| 360 | 0 | NR | 490 | 52 | NR | 620 | 888 | NR | 750 | 27 | NR | 880 | 1 | NR |
| 365 | 0 | NR | 495 | 87 | NR | 625 | 834 | NR | 755 | 23 | NR | 885 | 1 | NR |
| 370 | 0 | NR | 500 | 135 | NR | 630 | 776 | NR | 760 | 20 | NR | 890 | 1 | NR |
| 375 | 0 | NR | 505 | 196 | NR | 635 | 712 | NR | 765 | 17 | NR | 895 | 0 | NR |
| 380 | 0 | NR | 510 | 258 | NR | 640 | 648 | NR | 770 | 15 | NR | 900 | 0 | NR |
| 385 | 1 | NR | 515 | 317 | NR | 645 | 583 | NR | 775 | 12 | NR | 905 | 0 | NR |
| 390 | 2 | NR | 520 | 368 | NR | 650 | 523 | NR | 780 | 11 | NR | 910 | 0 | NR |
| 395 | 4 | NR | 525 | 408 | NR | 655 | 465 | NR | 785 | 9 | NR | 915 | 0 | NR |
| 400 | 6 | NR | 530 | 443 | NR | 660 | 410 | NR | 790 | 8 | NR | 920 | 0 | NR |
| 405 | 11 | NR | 535 | 473 | NR | 665 | 360 | NR | 795 | 7 | NR | 925 | 0 | NR |
| 410 | 23 | NR | 540 | 498 | NR | 670 | 313 | NR | 800 | 6 | NR | 930 | 0 | NR |
| 415 | 51 | NR | 545 | 530 | NR | 675 | 272 | NR | 805 | 5 | NR | 935 | 0 | NR |
| 420 | 111 | NR | 550 | 563 | NR | 680 | 236 | NR | 810 | 4 | NR | 940 | 0 | NR |
| 425 | 214 | NR | 555 | 605 | NR | 685 | 203 | NR | 815 | 4 | NR | 945 | 0 | NR |
| 430 | 339 | NR | 560 | 651 | NR | 690 | 175 | NR | 820 | 3 | NR | 950 | 0 | NR |
| 435 | 467 | NR | 565 | 705 | NR | 695 | 150 | NR | 825 | 3 | NR | 955 | 0 | NR |
| 440 | 535 | NR | 570 | 765 | NR | 700 | 128 | NR | 830 | 3 | NR | 960 | 0 | NR |
| 445 | 372 | NR | 575 | 824 | NR | 705 | 110 | NR | 835 | 2 | NR | 965 | 0 | NR |
| 450 | 160 | NR | 580 | 882 | NR | 710 | 94 | NR | 840 | 2 | NR | 970 | 0 | NR |
| 455 | 89 | NR | 585 | 930 | NR | 715 | 80 | NR | 845 | 2 | NR | 975 | 0 | NR |
| 460 | 53 | NR | 590 | 968 | NR | 720 | 69 | NR | 850 | 1 | NR | 980 | 0 | NR |
| 465 | 31 | NR | 595 | 991 | NR | 725 | 59 | NR | 855 | 1 | NR | 985 | 0 | NR |
| 470 | 23 | NR | 600 | 999 | NR | 730 | 50 | NR | 860 | 1 | NR | 990 | 0 | NR |
| 475 | 21 | NR | 605 | 992 | NR | 735 | 43 | NR | 865 | 1 | NR | 995 | 0 | NR |
| 480 | 23 | NR | 610 | 969 | NR | 740 | 36 | NR | 870 | 1 | NR | 1000 | 0 | NR |
| 485 | 32 | NR | 615 | 935 | NR | 745 | 31 | NR | 875 | 1 | NR | | | |

Summary

$R_f = 67.9$
 $R_g = 98.6$
 $CIE R_a = 71.1$
 $R_9 = -27.8$



Color Vector Graphics



Individual Sample Fidelity Index ($R_{f,i}$)

| | | | |
|------------|------------|------------|------------|
| CES01 = 86 | CES26 = 53 | CES51 = 75 | CES76 = 51 |
| CES02 = 63 | CES27 = 70 | CES52 = 80 | CES77 = 79 |
| CES03 = 31 | CES28 = 81 | CES53 = 64 | CES78 = 58 |
| CES04 = 71 | CES29 = 37 | CES54 = 73 | CES79 = 82 |
| CES05 = 50 | CES30 = 33 | CES55 = 69 | CES80 = 82 |
| CES06 = 52 | CES31 = 44 | CES56 = 60 | CES81 = 69 |
| CES07 = 42 | CES32 = 47 | CES57 = 54 | CES82 = 92 |
| CES08 = 41 | CES33 = 45 | CES58 = 59 | CES83 = 82 |
| CES09 = 29 | CES34 = 67 | CES59 = 85 | CES84 = 92 |
| CES10 = 77 | CES35 = 84 | CES60 = 86 | CES85 = 87 |
| CES11 = 60 | CES36 = 68 | CES61 = 86 | CES86 = 60 |
| CES12 = 66 | CES37 = 77 | CES62 = 59 | CES87 = 79 |
| CES13 = 44 | CES38 = 40 | CES63 = 66 | CES88 = 70 |
| CES14 = 74 | CES39 = 88 | CES64 = 69 | CES89 = 66 |
| CES15 = 72 | CES40 = 82 | CES65 = 64 | CES90 = 64 |
| CES16 = 48 | CES41 = 70 | CES66 = 65 | CES91 = 81 |
| CES17 = 51 | CES42 = 76 | CES67 = 64 | CES92 = 69 |
| CES18 = 57 | CES43 = 63 | CES68 = 73 | CES93 = 81 |
| CES19 = 73 | CES44 = 97 | CES69 = 83 | CES94 = 53 |
| CES20 = 67 | CES45 = 74 | CES70 = 64 | CES95 = 77 |
| CES21 = 88 | CES46 = 67 | CES71 = 60 | CES96 = 79 |
| CES22 = 80 | CES47 = 55 | CES72 = 87 | CES97 = 78 |
| CES23 = 92 | CES48 = 42 | CES73 = 57 | CES98 = 69 |
| CES24 = 92 | CES49 = 65 | CES74 = 84 | CES99 = 60 |
| CES25 = 73 | CES50 = 74 | CES75 = 60 | |



Color Rendition by Hue-Angle Bin



Measure Comparisons



(END OF REPORT)